

Working to Learn Together



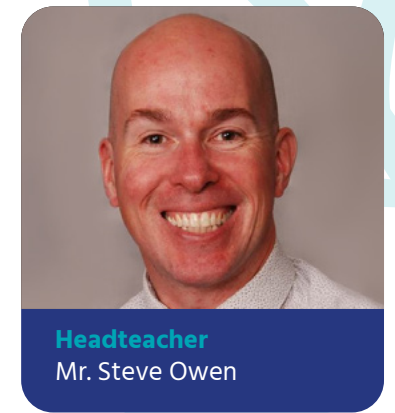
NEWBY & SCALBY PRIMARY SCHOOL

Information for parents and carers of
children who are about to start in the
Early Years Foundation Stage (EYFS).



Welcome to Newby and Scalby Primary School.


These grown-ups look after 420 children in our school.




Headteacher
Mr. Steve Owen



Deputy Head
Mr. Paul Davidson




Deputy Head
Mrs. Sarah Kirkham - Knowles



Assistant Head
Miss Maddie Blakeley



Assistant Head
Mrs. Katy Hopper



SENDCo
Mrs. Rebecca McGuinness




Inclusion Manager
Mrs. Helen Wardman

Our Early Years Foundation Stage Staff



Teacher
Miss. Ellie Cousins



Higher Level Teaching Assistant
Mrs. Marianne Perry



Teacher
Mrs. Rebecca Garbutt



What will my child be learning?

EYFS outlines what adults must do to help children learn and develop and to be healthy and safe. It outlines Early Learning Goals that most children will be working securely within by the end of the EYFS (the end of reception year)

Your child will be learning skills, acquiring new knowledge and demonstrating their understanding through the 7 areas of learning and development.

Alongside the Early Learning Goals are three characteristics of effective learning which play a central role in your child's learning. These together with the 7 Early Learning Goals are all interconnected. If you'd like to find out more information about the Early Years Foundation Stage, it can be found by searching for:

Children will have already started their learning journey towards the Early Learning Goals at home with you, in their nursery, or with their childminder. All children will be supported to develop as individuals with different starting points and unique abilities.

characteristics of Learning

Playing and Exploring – Engagement

- Finding out and exploring.
- Playing with what they know.
- Being willing to 'have a go'.

Active Learning – Motivation

- Being involved and concentrating.
- Keeping trying.
- Enjoying achieving what they set out to do.

Creating and Thinking Critically – Thinking

- Having their own ideas.
- Making links.
- Choosing ways to do things.

Prime Areas

Personal, Social and Emotional Development

- Building Relationships.
- Self-Regulation.
- Managing Self.

Physical Development

- Gross Motor.
- Fine Motor.

Communication and Language

- Listening, Attention and Understanding.
- Speaking.

Specific Areas

Literacy

- Comprehension.
- Writing.
- Word Reading.

Mathematics

- Numbers.
- Numerical Patterns.

Understanding of the World

- People, Culture and Communities.
- The Natural World.
- Past and Present.

Expressive Arts and Design

- Creating with Materials.
- Being imaginative.

Am I ready for school?

Tips for Parents

When your child starts primary school there are a number of skills that they should ideally have mastered. Use this as a guide to help track their progress.

Self care

- I know when to wash my hands.
- I can wipe my nose.
- I can ask for help if I don't feel well.

Speaking and Literacy

- I am interested in reading stories and looking at picture books.
- I am able to talk about myself, my needs and feelings.
- I am practising recognising my name when it's written down.

Getting dressed and undressed on my own

- I can button and unbutton my clothes.
- I can put my own shoes and socks on.
- I can put my coat on and use a zip.

Interest in the world and new activities

- I enjoy learning about the world around me.
- I am interested in exploring new activities or environments.
- I like asking questions.

Eating

- I can use a knife and fork.
- I can open my packed lunch on my own.
- I am confident at opening wrappers and packaging.

Writing Skills

- I like tracing patterns and colouring in.
- I enjoy experimenting with different shaped scribbles.
- I am practising holding a pencil.

Going to the toilet

- I can go to the toilet on my own, wipe myself properly and flush.
- I can wash and dry my hands without any help.

Independence

- I am happy to be away from my mummy, daddy or my main carer.
- I am happy to tidy my belongings and look after my things.
- I am feeling confident about starting school.

Listening and understanding

- I am able to sit still and listen for a short while.
- I can follow instructions.
- I understand the need to follow rules.

Sharing and Turn Taking

- I can share toys and take turns.
- I can play games with others.
- I can interact with other children.

Counting Skills

- I enjoy practising counting objects.
- I like saying number rhymes and playing counting games.
- I can recognise some numbers when they are written down.

Routines

- I have practised putting on my uniform and getting ready to leave on time.
- I have a good bedtime routine so I'm not feeling tired for school.
- I'm learning to eat at the times I will on school days.

TALKING and PLAYING with your child as much as possible at home are important in supporting their learning and development and have a lasting effect on your child's learning as they progress through school.

What does a typical day look like?

Arrive at the school gate where you will be met by EYFS staff.

Please park considerately and take note of the parking signs on the roads. Please do not park over our neighbours driveways, grass verges or on double yellow lines. (Our top tip is to park slightly away from school and walk the last bit).

We maintain a familiar routine that children quickly get used to and feel confident with.

Daily activities will change depending on children's interests and needs but the routines remain familiar.

Each day, children will spend most of their time engaged in structured play activities indoors and outdoors. In addition to this, there will be some structured group times where we come together in small groups. In the early days, this is mostly in their key groups, and this develops over the year to ensure that children work with different children and adults too.

Arrive at School Self-Register / choosing Time	8.50am
Maths	9.15am – 9.45am
Busy Time	9.45am – 10.45am
Talk Time	10.45am – 11am
Phonics	11am – 11.30am
Lunchtime	11.40am -1pm
Focused Group Session	1.00pm – 1.30pm
Busy Time – Snack Time	1.30pm – 2.35pm
Getting the Room Ready	2.35pm – 2.45pm
Story Time	2.45pm – 3.05pm
Home Time	3.20pm

Collect from the 'Catering Entrance' where the children will be lined up with their class.



Lots of fun things

In school, you can do lots of fun things inside and outside. Here are a few activities you might do while you are at school.

Indoors



Investigation

We encourage children to show curiosity both inside and outside the classroom. This helps children to make sense of the world around them.



Mark Making

Children can practise their writing and drawing. Children have the opportunity here to learn how to make cards, letters, recipes, posters, and books.



Role Play

This area often starts as 'home corner' in September, a familiar environment for the children to play and be imaginative. It then changes throughout the year based on children's interests and topics. In the past it has been a police station, café, fire station, shop! This is a great area to capture children's imagination!



Building

The building area is another great place for children to use their imagination. They learn how to take turns and share with their peers whilst they build their creations using bricks, small world characters and other loose parts. The creations here are endless!



Reading Area

The children have access to a cosy reading area where they can share non-fiction, fiction and poetry books with their peers and adults. This is also an area where we keep the children's Learning Stories. Children enjoy sharing these with their peers and reflecting on their learning.



creative Area

Children can show their creative side here. Throughout the year we explore different techniques including how to use poster paint, watercolour paints, sketching, modelling with clay, printing, junk modelling and much more!



Den Building

Here we learn about collaborating and working as a team to create dens. This can often be challenging but with listening and negotiating these structures can be amazing.



Building

Alongside building in the classroom children also have the opportunity to be creative outside.

outdoors

You can play outside whenever you like, whatever the weather. We have special waterproof coats, trousers, and wellies to keep you dry when it rains.



Bikes

Many children learn how to ride their bikes with us. We start practising on the balance bikes and move on to riding a bike without stabilizers. The tandem bike is also a popular choice!



Exploring water

Children have access to a water area all year round. This creates endless opportunities for children to investigate and explore different concepts such as floating and sinking, freezing and melting (during the colder months) and capacity.



Planting

Children have the opportunity to plant seeds, bulbs and herbs throughout the year and watch them grow. Children love this process and take care of our garden.



Physical Activities

We have a number of challenges throughout the year to support their gross motor skills e.g. obstacle courses, ball skills, races with a focus on improving children's coordination, confidence and strength.



Lunchtimes

This is where you will eat your dinner with your friends. You can have a school dinner or a packed lunch.

Here are the grown-ups who cook and serve our school dinners.



Miss Candlish



Miss Webster



Mrs Brand

Here are a few of our choices for lunch. There are lots of other choices daily.



A cool art lunch including sandwiches and salad



A hot lunch

When you've finished your lunch, you can play on the playground with your friends. These grown-ups will be on the playground to look after you.



Mrs. Wilson and Mrs. Payne

Frequently asked questions

What will be the same as nursery?

- Your child will spend most of their time experiencing free-flow indoor and outdoor play and will see all their favourite things from nursery.
- Each child will have a key person who will be available to talk to every day.
- We will observe your child and send observations home in a 'Learning Story'.
- Your child will still bring home paintings / models etc.

What will be different?

- Everyone will come and go at the same time! You will need to be here at 8.50am every day. You will need to collect your child at 3.20pm.
- Outside these times, if you require childcare, you will need to book your child into the 'Fun Factory'.
- Your child will start to bring home number games, words and a reading book when they are ready, we will need you to practice these at home with them.

Will my child need a P.E kit?

- NO - not in September, we will let you know in plenty of time when they need to bring one.

Will my child eat their dinner with the older children in the dining room?

- Yes, but we always go to the dining room earlier than the rest of the school to give the children time to eat their lunch and give them chance to get used to the lunchtime routines. For the first half term of starting school, there will always be a member of EYFS staff in the dining room and on the playground so the children have a familiar face.

Do I have to name everything my child brings to school?

- Yes. All uniform needs to be clearly labelled including coats and lunchboxes (if they have one). This is very helpful to your child to be responsible for their own belongings.

Do I have to buy a book bag ready for school?

- No – a book bag will be provided by the 'Friends of School' a few weeks into the first half term of starting school.

Do they need to bring a drink and a snack with them?

- They can bring a named water bottle. Water is always available. A piece of fruit is provided every day.

We look forward to meeting you and your child/ren very soon. Please do not hesitate to contact us in the mean time if you have any further questions.





Where will you find us?

Address: The Green, Newby, Scarborough
North Yorkshire, YO12 5JA

Website: www.newbyandscalby.coastandvale.academy

How can you contact us?

Telephone: 01723 365686

E-mail: admin@ns.coastandvale.academy

Proud to be part of

