



HOME LEARNING

What work should I do each week?

- ❖ Complete the activities on your *Activities for Home* sheet.
You will need some help from a grown up for some activities.
- ❖ Some of the activities have this symbol **MUST DO**. This means that this activity is a 'must do' activity for this week.

How will the teachers know how well I am doing?

- ❖ Choose up to 3 pieces of learning that you would like to send to teachers
- ❖ You can send your completed activities to school using the e-mail address year1@newby.n-yorks.sch.uk or, if you prefer, you can drop it off in the pop-up porch (remember to put your name on it!) or post it to school.
- ❖ You can also send work that you are really proud of to work@newby.n-yorks.sch.uk and we will share it on our Twitter Gallery @NewbyAnd.
- ❖ If you are not coming in to school for lessons, a member of staff will call to speak to you about your learning every week.

Pop-up Porch Library

If you have run out of books and would like to pop in to our **Pop-Up Porch Library** (at the main entrance of school) to get a new one, please do.

There are a range of books for all ages of children in there. Please observe the safety guidance on the school website.



More Activities from Mrs Allenby and Mrs Rowe

Sculpture

MUST DO

Can you create a sculpture?

What did you make it from?

Can you draw a picture of it and give it a name?

Can you describe your sculpture in 5 sentences?



Find words with **wh** and **ph**.

Here are some examples:

what **wh**ere **wh**en
phone dol**ph**in **ph**otograph

You could look in your favourite book to see if there are any hiding in there!

Make a Shop

What are you going to sell and how much will each item cost?

Make a shopping list and work out how much you have spent.


What coins will you need?


RED HOT CHALLENGE


Are any of your items more than £1?


Do you need to use notes and coins?


How do you work out change?





BE SMART ONLINE 





S SAFE Keep your personal information safe. When chatting or posting online don't give away things like your full name, password or home address. Remember personal information can be seen in images and videos you share too. Keep them safe to keep yourself safe. 

M MEET Meeting up with someone you only know online, even a friend of a friend, can be dangerous as this person is still a stranger. If someone you only know online ever asks you to meet up, for personal information or for photos/videos of you then tell an adult straight away and report them together on www.thinkuknow.co.uk 

A ACCEPTING Think carefully before you click on or open something online (e.g. links, adverts, friend requests, photos) as you never know where they may lead to or they may contain viruses. Do not accept something if you are unsure of who the person is or what they've sent you. 

R RELIABLE You cannot trust everything you see online as some things can be out of date, inaccurate or not entirely true. To find reliable information compare at least three different websites, check in books and talk to someone about what you have found. 

T TELL Tell a trusted adult if something or someone ever makes you feel upset, worried or confused. This could be if you or someone you know is being bullied online. There are lots of people who will be able to help you like your teachers, parents, carers or contact Childline – 0800 11 11 or www.childline.org.uk 

BE SMART WITH A HEART Remember to always be smart with a heart by being kind and respectful to others online. Make the internet a better place by helping your friends if they are worried or upset by anything that happens online. 

WWW.CHILDNET.COM

Copyright © Childnet International 2017

Choose a way to share these key safety messages with others.

You could design a poster, make a safety film, draw a picture, draw a comic strip or choose an idea of your own.

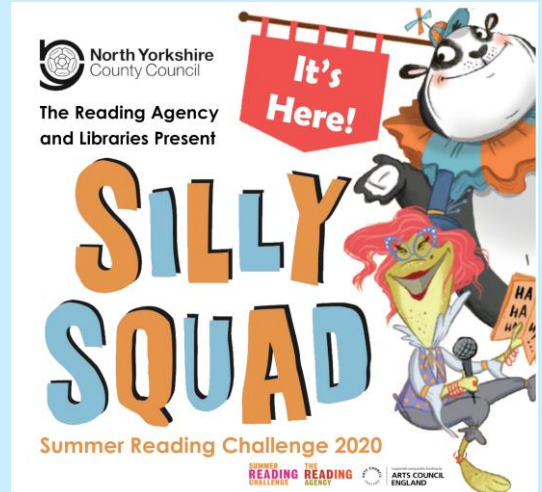
Visit <https://www.thinkuknow.co.uk/> or <https://www.childnet.com/young-people/primary/get-smart> for information, activities and games.

Other Online Activities



National Literacy Trust Activities

<https://literacytrust.org.uk/family-zone/>



Summer Reading Challenge 2020

<https://summerreadingchallenge.org.uk/>



WE WANT TO HEAR YOUR STORIES!



Work alongside world-class authors, illustrators, actors and poets as they share their secrets on creating characters, settings and plots.



Kids vector created by macrovector

For six weeks from 1 June | Suitable for 5yrs+ | [f Our Stories Facebook](#)

<https://literacytrust.org.uk/communities/north-yorkshire-coast/your-stories/>



This resource is on BBC Bitesize too!



YOUTH
SPORT
TRUST

Try the 60-second challenges on the Youth Sport Trust website.

<https://www.youthsporttrust.org/60-second-physical-activity-challenges>



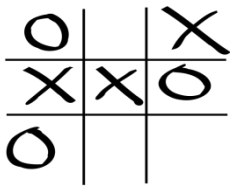
<http://www.robbiddulph.com/draw-with-rob>

FirstNews



Read articles from First News together.
A digital copy is on the school website.

Here are 25 more ideas to choose from:

1. Take a line for a walk. *Create* a piece of artwork inspired by Paul Klee by moving your pencil around the page to create different shapes. Then, colour each shape in a different colour or pattern.
2. Try out some *yoga* positions. You could have a go at a Cosmic Kids Yoga session online.
3. Make a word search for someone in your family. Perhaps it could contain words linking to one of the topics you have been learning about.
4. **Discover** your family history and **create a family tree**.
5. Dress up in your best clothes and have a tea party.



6. Make gloop using cornflour and water.
7. Play noughts and crosses.
8. Design a robot to *help* with jobs around your home.
9. Host a family quiz. Which questions will you ask?
10. *Make a skittles game* with empty plastic bottles. Can you put numbers on the bottles and change it into an addition, subtraction or multiplication game?
11. **Design and make your own pizza**. Which toppings will you choose?
12. Make a jigsaw. Draw a picture and then cut it up into different shapes.



13. *Make a flip book*.
14. Practise 4 different balances. Try to link them together to **make a short sequence**.
15. Make a picture with items collected on a walk e.g. leaves, twigs, pebbles.
16. Write a letter to a friend or your teacher. You can put it on the noticeboard in the Pop-up Porch Library.
17. **Kind Gestures** Think of some kind things you could do for friends and family and write them down in a list for when you next see them.
18. **Make a bridge** out of items you can find at home. You could use toilet rolls, dry spaghetti, paper straws. Is it strong enough to hold one of your toys? How could you make it stronger?



19. Help the birds enjoy their lunch by making a bird feeder.
20. **Design a magic potion** that Harry Potter, the Worst Witch or another of your favourite magical characters could use.



21. Press a flower between two heavy books.
22. Make a parachute for one of your toys using string and different materials. Which material works best? Why do you think this is?
23. Play "First letter, last letter". Think of a starting word. Your next word has to start with the last letter of the previous word. For example, house-
elephant- train- nest.
24. Create a comfortable area to **enjoy reading a book**.
25. **Get dancing!** Paired dance challenge with someone in your family.